

**TUBO**  
the advanced  
vacuum system.



## Product Catalogue



**AERTECNICA**  
think clean

*All of the images contained in this document are the property of Aertecnica SpA.*

*All reproduction is prohibited according to law.*

*All distinctive features (brands, slogans, drawings) are the property of Aertecnica SpA, which holds the exclusive rights to them.*

*All of the data and technical information contained in this publication is approximate.*

*The company reserves the right to make changes without notice.*

**Foto: ph.marconofri.com**

**Realizzazione grafica: Studiograf.com**

Aertecnica, the best way...



Almost 25 years of story, based on the concept of a clean world: think clean think clean is a philosophy for common life, for our wellness and health, to be followed in every day life. The design and manufacture of evolved vacuum systems able to eliminate dust and guarantee proper air exchange began in 1985. On one hand Aertecnica uses technology to meet the recommendations provided by the World Health Organisation (WHO), and on the other, it is distinguished as a company that is sensitive to environmental dynamics. Attention to health and environment are teamed with constant technical research: The TUBÒ system is based on and developed around the most up-to-date solutions that exist today.

*Aertecnica is the leader in its market segment in Italy. This is due to its clear vision of its role and its mission. Because it never forgets even a single detail, before or after the sale of its products. Because it pays attention and meets the new and changing needs of the market..*



UNI EN ISO 9001 certified Quality Management System and UNI EN ISO 14001 Environmental management system



Product certification for the single-phase power unit range for the residential market sector: Perfetto Inox - Perfetto - Classic - Bravo - QB -Studio - Perfetto Inox TXA - Perfetto TPA - Perfetto TP - Classic TC



The power units for the residential sector, the tertiary sector and vacuum sockets are products that are 100% made in Italy.



## TUBÒ, a great way to get fresh air

*TUBÒ is a centralised vacuum system with built-in piping, wall sockets, and a central power unit located in a service room, where the removed dust is collected. This eliminates the return of bacteria to the air.*

**TUBÒ**  
the advanced vacuum system.

### *Quiet, please, it's time to clean..*

Cleanliness and silence: these are the main features of TUBÒ.

Aerotecnic's centralised vacuum system guarantees deeper cleaning and maximum silence because the central power unit is installed in a service room, far away from the room you are cleaning. This allows you to use the vacuum system freely, at any time of day.

### *Home Technology.*

TUBÒ completely redefines the concept of home hygiene, making it suitable for the requirements of modern lifestyles.

That is why market specialists more often add value to their designs by recommending the addition of the TUBÒ system to homes.

Today, thousands of end users have satisfactorily installed Aerotecnic's TUBÒ system.

### *Reach all corners, with ease.*

The light-weight, easy to manage hose provides maximum functionality, making it easy to reach every corner of the house. Sockets are located in the rooms, eliminating the difficulties encountered using traditional portable vacuum cleaners.


### *TUBÒ's Power.*



The system's suction power is far greater than that of traditional vacuum cleaners. The room will be cleaned more thoroughly and carefully.



100%  
Made in Italy


## Perfetto Inox Line Central Power Units - TXA with the APF\* system as standard equipment



image	code	product
	CMTX1A	PERFETTO INOX central power unit - TX1A APF system as standard equipment
	CMTX3A	PERFETTO INOX central power unit - TX3A APF system as standard equipment
	CMTX4A	PERFETTO INOX central power unit - TX4A APF system as standard equipment

\* APF system: filter self-cleaning system, reduces filter maintenance operations, keeping the machine's suction capacity at optimal levels  
Available from February 2010 | [Technical chart pag. 44](#)


## Perfetto Line Central Power Units - TPA with the APF\* system as standard equipment


image	code	product
	CMTTP1A	PERFETTO central power unit - TP1A APF system as standard equipment
	CMTTP2A	PERFETTO central power unit - TP2A APF system as standard equipment
	CMTTP3A	PERFETTO central power unit - TP3A APF system as standard equipment
	CMTTP4A	PERFETTO central power unit - TP4A APF system as standard equipment

\* APF system: filter self-cleaning system, reduces filter maintenance operations, keeping the machine's suction capacity at optimal levels  
Available from February 2010 | [Technical chart pag. 44](#)


## Perfetto Line Central Power Units - TP

image	code	product
	CMTTP1	PERFETTO central power unit - TP1
	CMTTP2	PERFETTO central power unit - TP2
	CMTTP3	PERFETTO central power unit - TP3
	CMTTP4	PERFETTO central power unit - TP4



[Technical chart pag. 44](#)


## Classic Line Central Power Units - TC

image	code	product
	CMTC1	CLASSIC central power unit - TC1
	CMTC2	CLASSIC central power unit - TC2
	CMTC3	CLASSIC central power unit - TC3
	CMTC4	CLASSIC central power unit - TC4

100%  
Made in Italy

*Technical chart pag. 44*


## QB central power unit

image	code	product
	CM200Q	<p>QB central power unit - Q200</p> <p>QB does not use wireless starting technology The QB central power unit can be installed in the built-in enclosure (code CM010Q) as well as in the wall enclosure (code CM020Q).</p>

100%  
Made in Italy

*Technical chart pag. 45*



## Built-in QB

image	code	product
	CM010Q	<p>BUILT-IN enclosure for QB central power unit</p> <p>Built-in enclosure for QB Q200 central power unit with door and prepared for the electrical connection.</p>

100%  
Made in Italy

*Technical chart pag. 45*


## Wall QB

image	code	product
	CM020Q	WALL enclosure for QB power unit Wall enclosure for QB Q200 central power unit with door and ready for the electrical connection.
	CM220Q	QB WALL kit (QB central power unit - Q200, wall enclosure with door)) Includes QB Q200 central power unit (code CM200Q) and wall enclosure with door and prepared for the electrical connection (code CM020Q)

100%  
Made in Italy

*Technical chart pag. 45*

## Studio line

image	code	product
	CM080S	STUDIO central power unit S80 Silencer not included.
	CM100S	STUDIO central power unit S100 Silencer not included.
	CM150S	STUDIO central power unit S150
	CM250S	STUDIO central power unit S250
	CM500C	Central power unit C500 Silencer not included. See code CI365

100%  
Made in Italy

*Technical chart pag. 46*

## Complementary accessories for single-phase central power units










image	code	product
	CM186	Wireless kit for starting/stopping the central power unit, complete with a 9 m hose with remote control Only for single-phase PERFETTO – PERFETTO INOX-CLASSIC – SILVER central power units. To be used in systems without electrical connection to the vacuum sockets.

image	code	product
	CM187	Wireless kit for starting/stopping the central power unit, complete with a 9 m hose with remote control. Only for single-phase, new generation Perfetto Inox TXA, Perfetto TPA, Perfetto TP, Classic TC central power units. To be used in systems without electrical connection to the vacuum sockets.
	CMT800	DYNAMIC Control Display for new generation single-phase central power units: Perfetto Inox TXA, Perfetto TPA, Perfetto TP, Classic TC and QB and three-phase central power units. MODBUS connection with PERFETTO INOX TXA, PERFETTO TPA, PERFETTO TP, CLASSIC TC. LM connection with QB, STUDIO, C500 TRbus MODBUS connection with PERFETTO line (three-phase). Compatible with the electrical switch plates of the most prestigious brands available on the market. Electrical switch plate not included
	CM8890	Remote panel kit for QB - STUDIO power unit, complete with electrical switch Comprising: <ul style="list-style-type: none"> <li>• Plug with indicators n°. 1</li> <li>• 12V cable for connection to the central power unit n°. 1</li> <li>• Remote panel n°. 1</li> <li>• Adapter support for Remote panel n°. 1</li> <li>• Vimar Plana electrical switch (white pearl) n°. 1</li> <li>• Plexiglass slab sp.4 mm for Remote panel on Vimar Plana electrical switch n°. 1</li> </ul>
	CM889	Remote panel kit for QB - STUDIO power unit Comprising: <ul style="list-style-type: none"> <li>• Plug with indicators n°. 1</li> <li>• 12V cable for connection to the central power unit n°. 1</li> <li>• Remote panel n°. 1</li> </ul> Electrical switch plate not included. We advise the purchase code CM630
	CM630	Plate and frame for REMOTE indicator panel (cod. CM842) and remote panel kit for QB - STUDIO power unit (cod. CM889)

## Kits to complete a central vacuum system

### Kits Studio to complete a central vacuum system

image	code	product
	KST080	Studio 80 Kit + Accessories: Comprising: <ul style="list-style-type: none"> <li>1 STUDIO central power unit S80</li> <li>1 9 m hose Ø32 complete with pressure regulator</li> <li>1 BASIC accessories kit comprising: Plastic hook for hose and wand holder, plastic wand, support for brushes, set with dusting brush, crevice nozzle, upholstery brush, floor and carpet brush with castors.</li> </ul> <i>*Sockets not included</i>  Weight: 15 Kg Dimensions: 41x41x74 cm


	KST100	<p>Studio 100 Kit + Accessories:  <b>Comprising:</b>          1 STUDIO central power unit S100          1 9 m hose Ø32 complete with pressure regulator          1 BASIC accessories kit comprising: Plastic hook for hose and wand holder, plastic wand, support for brushes, set with dusting brush, crevice nozzle, upholstery brush, floor and carpet brush with castors.  <i>*Sockets not included</i></p> <p><i>Weight: 17 Kg</i>  <i>Dimensions: 40x46x106 cm</i></p>
	KST250	<p>Studio 250 Kit + Accessories:  <b>Comprising:</b>          1 STUDIO central power unit S250          1 9 m hose Ø32 complete with pressure regulator          1 BASIC accessories kit comprising: Plastic hook for hose and wand holder, plastic wand, support for brushes, set with dusting brush, crevice nozzle, upholstery brush, floor and carpet brush with castors.  <i>*Sockets not included</i></p> <p><i>Weight: 22 Kg</i>  <i>Dimensions: 40x40x120 cm</i></p>

## Bravo

image	code	product
	AI040	BRAVO built-in vacuum cleaner
	SI040	Built-in support with cover for BRAVO
	SI080	Support for dust conveying ring Ø80 for BRAVO
	TR320	Sound-proofing cap for Ø 300 exhaust for BRAVO vacuum cleaner
	TR321	Sound-proofing cap for Ø 80 exhaust for BRAVO vacuum cleaner
	CM980	Filter bag for BRAVO (5-pcs pack) 6


## Perfetto Line (three-phase): Vacuum Modules

### Automatic Pressure Adjustment

image	code	product
	CI406	PERFETTO vacuum module M20ES - 2.6 kW - 230V single-phase Sound-proofed module with built-in electric board and display. Version with inverter.
	CI416	PERFETTO vacuum module T20ES - 2.6 kW - 380V three-phase Sound-proofed module with built-in electric board and display. Version with inverter.
	CI426	PERFETTO vacuum module T30ES - 4.6 kW - 380V three-phase Sound-proofed module with built-in electric board and display. Version with inverter.
	CI436	PERFETTO vacuum module T40ES - 6.3 kW - 380V three-phase Sound-proofed module with built-in electric board and display. Version with inverter.
	CI446	PERFETTO vacuum module T60ES - 8.7 kW - 380V three-phase Sound-proofed module with built-in electric board and display. Version with inverter.

[Technical chart pag. 48](#)


### Manual Pressure Adjustment

image	code	product
	CI411	PERFETTO vacuum module TR10S - 2.2 kW - 380V three-phase Sound-proofed module with built-in electric board and display.
	CI421	PERFETTO vacuum module TR20S - 4.0 kW - 380V three-phase Sound-proofed module with built-in electric board and display.
	CI431	PERFETTO vacuum module TR30S - 5.5 kW - 380V three-phase Sound-proofed module with built-in electric board and display.
	CI441	PERFETTO vacuum module TR40S - 7.5 kW - 380V three-phase Sound-proofed module with built-in electric board and display.

[Technical chart pag. 48](#)


## Perfect Line (three-phase): Dust Separators

### Without self-cleaning

image	code	product
	CI090	PERFETTO dust separator LT90/B Built-in compensation valve
	CI150	PERFETTO dust separator LT150/B Built-in compensation valve

[Technical chart pag. 49](#)


*With self-cleaning*

image	code	product
	CI090A	PERFETTO dust separator LT90/B with filter self-cleaning Built-in compensation valve
	CI150A	PERFETTO dust separator LT150/B with filter self-cleaning Built-in compensation valve

[Technical chart pag. 49](#)


## Kompatta KT Line

*Without self-cleaning*

image	code	product
	CIKT20M	KOMPATTA central power unit KT20M - 2.6 kW - 230V SINGLE-PHASE Silencer not included. Built-in compensation valve. Central power units with automatic motor power adjustment (inverter) and Soft Start starting
	CIKT10	KOMPATTA central power unit KT10 - 2.2 kW - 380V three-phase Silencer not included. Built-in compensation valve.
	CIKT20	KOMPATTA central power unit KT20 - 2.6 kW - 380V three-phase Silencer not included. Built-in compensation valve. Central power units with automatic motor power adjustment (inverter) and Soft Start starting
	CIKT30	KOMPATTA central power unit KT30 - 4.6 kW - 380V three-phase Silencer not included. Built-in compensation valve. Central power units with automatic motor power adjustment (inverter) and Soft Start starting




[Technical chart pag. 49](#)

*With self-cleaning*

image	code	product
	CIKT20MA	KOMPATTA central power unit KT20MA - 2.6 kW - 230V SINGLE-PHASE with self-cleaning Silencer not included. Built-in compensation valve. Central power units with automatic motor power adjustment (inverter) and Soft Start starting
	CIKT10A	KOMPATTA central power unit KT10A - 2.2 kW - 380V three-phase with self-cleaning Silencer not included. Built-in compensation valve.
	CIKT20A	KOMPATTA central power unit KT20A - 2.6 kW - 380V three-phase with self-cleaning Silencer not included. Built-in compensation valve. Central power units with automatic motor power adjustment (inverter) and Soft Start starting
	CIKT30A	KOMPATTA central power unit KT30A - 4.6 kW - 380V three-phase with self-cleaning Silencer not included. Built-in compensation valve. Central power units with automatic motor power adjustment (inverter) and Soft Start starting

[Technical chart pag. 49](#)

## Complementary accessories for three-phase central power units

image	code	product
	CMT800	DYNAMIC Control Display for new generation single-phase central power units: Perfetto Inox TXA, Perfetto TPA, Perfetto TP, Classic TC and QB and three-phase central power units. MODBUS connection with PERFETTO INOX TXA, PERFETTO TPA, PERFETTO TP, CLASSIC TC. LM connection with QB, STUDIO, C500 TRbus MODBUS connection with PERFETTO line (three-phase). <i>Compatible with the electrical switch plates of the most prestigious brands available on the market. Electrical switch plate not included</i>
	CI360	Metal silencer Ø 63 *
	CI365	Plastic silencer Ø 63 *
	CI380	Metal silencer Ø 80 *
	CI385	Plastic silencer Ø 80 *
	CI390	Metal silencer Ø 100 *
	CI397	Metal silencer Ø 160 *
	CI561	Check valve for TR10S - M20ES - T20ES *
	CI581	Check valve for TR20S - T30ES *
	CI591	Check valve for TR30S - TR40S *
* Supplied complete with rubber sleeve and metal clamps for connection		

## Socket Bodies

### New Air socket bodies

New Air socket bodies are supplied complete with fixing screws and electrical connection terminals.





image	code	product
	NA610	NEW AIR socket body Bticino INTERNATIONAL, Gewiss PLAYBUS, CHORUS, Legrand VELA, Vimar EIKON, ABB ELÖS, dark grey
	NA615	NEW AIR socket body Vimar IDEA RONDO, Ave SISTEMA 45, light grey
	NA623	NEW AIR socket body Bticino AXOLUTE, glossy dark grey
	NA621	NEW AIR socket body Bticino LIGHT TECH, Vimar EIKON NEXT, metallic grey

image	code	product
	NA622	NEW AIR socket body Bticino AXOLUTE, Gewiss CHORUS, Vimar PLANA SILVER, glossy light metallic grey
	NA620	NEW AIR socket body Bticino MATIX, Ave BANQUISE, Vimar PLANA, EIKON, Legrand VELA, CROSS, MOSAIC, Gewiss CHORUS, white
	NA625	NEW AIR socket body Vimar IDEA RONDO, Ave SISTEMA 45, ivory

### *New Air Confort socket body*

*New Air Confort socket bodies are supplied complete with fixing screws and electrical connection terminals*

image	code	product
	NA630	NEW AIR CONFORT socket body Bticino INTERNATIONAL, Gewiss PLAYBUS, CHORUS, Legrand VELA, Vimar EIKON, ABB ELOS, dark grey
	NA635	NEW AIR CONFORT socket body Vimar IDEA RONDO, Ave SISTEMA 45, light grey
	NA640	NEW AIR CONFORT socket body Bticino LIGHT, Ave BANQUISE, Vimar PLANA, EIKON, Legrand VELA CROSS MOSAIC, Gewiss CHORUS, white
	NA645	NEW AIR CONFORT socket body Vimar IDEA RONDO, Ave SISTEMA 45, ivory

## Adapter supports for electrical switch plates

### *Bticino supports*












image	code	product
	NA670	Adapter support for Bticino INTERNATIONAL electrical switch plate dark grey
	NA672	Adapter support for Bticino LIGHT electrical switch plate, white

image	code	product
	NA673	Adapter support for Bticino LIGHT TECH electrical switch plate metallic grey
	NA697	Adapter support for Bticino MATIX electrical switch plate, white
	NA688	Adapter support for Bticino AXOLUTE electrical switch plate glossy dark grey
	NA687	Adapter support for Bticino AXOLUTE electrical switch plate glossy light metallic grey

### *Vimar supports*

image	code	product
	NA674	Adapter support for Vimar IDEA RONDO electrical switch plate, light grey
	NA676	Adapter support for Vimar IDEA RONDO' electrical switch plate, ivory
	NA693	Adapter support for Vimar PLANA, EIKON, electrical switch plate, white
	NA694	Adapter support for Vimar EIKON NEXT electrical switch plate, metallic grey
	NA695	Adapter support for Vimar EIKON electrical switch plate, dark grey
	NA696	Adapter support for Vimar PLANA SILVER electrical switch plate, glossy light metallic grey

### *Gewiss supports*










image	code	product
	NA684	Adapter support for Gewiss PLAYBUS electrical switch plate, light grey

image	code	product
	NA692	Adapter support for Gewiss CHORUS electrical switch plate, light grey
	NA690	Adapter support for Gewiss CHORUS electrical switch plate, white
	NA691	Adapter support for Gewiss CHORUS electrical switch plate, glossy light metallic grey


### *Ave supports*

image	code	product
	NA678	Adapter support for Ave SISTEMA 45 electrical switch plate, light grey
	NA680	Adapter support for Ave SISTEMA 45 electrical switch plate, ivory
	NA682	Adapter support for Ave BANQUISE electrical switch plate, white

### *Legrand supports*

image	code	product
	NA685	Adapter support for Legrand CROSS VELA MOSAIC electrical switch plate, white
	NA686	Adapter support for Legrand VELA electrical switch plate, dark grey



### *ABB supports*

image	code	product
	NA689	Adapter support for ABB ELOS electrical switch plate, dark grey

## Complete Vacuum Sockets

### *Sirio New Air vacuum sockets with normal opening*

*The Sirio New Air vacuum sockets are supplied complete with fixing screws and electrical connection terminals*

image	code	product
	NA606	SIRIO NEW AIR socket white Electrical switch plates included
	NA608	SIRIO NEW AIR socket ivory Electrical switch plates included

### *Sirio New Air Confort vacuum sockets*

*The Sirio New Air Confort vacuum sockets are supplied complete with fixing screws and electrical connection terminals*

image	code	product
	NA605	SIRIO NEW AIR CONFORT socket white Electrical switch plates included
	NA607	SIRIO NEW AIR CONFORT socket ivory Electrical switch plates included



### *Eclettis sockets*

image	code	product
	PA800	ECLETTIS-TUBÒ socket - stainless steel
	PA810	ECLETTIS-TUBÒ socket - white



### *Logik New Air sockets*

image	code	product
	PA700	LOGIK NEW AIR socket, white <a href="#">Article updated.</a>

### Tech Active sockets

image	code	product
	PA110	TECH ACTIVE Ø 32 socket, white The central power unit turns on when the door is opened by the built-in microswitch.
	PA111	TECH ACTIVE Ø 40 socket, white The central power unit turns on when the door is opened by the built-in microswitch.
	PA115	TECH ACTIVE Ø 32 socket, ivory The central power unit turns on when the door is opened by the built-in microswitch.
	PA116	TECH ACTIVE Ø 40 socket, ivory The central power unit turns on when the door is opened by the built-in microswitch.

### Tech Active sockets with lock

image	code	product
	PA160	TECH ACTIVE Ø 32 socket with lock, white The central power unit turns on when the door is opened by the built-in microswitch.
	PA161	TECH ACTIVE Ø 40 socket with lock, white The central power unit turns on when the door is opened by the built-in microswitch.
	PA165	TECH ACTIVE Ø 32 socket with lock, ivory The central power unit turns on when the door is opened by the built-in microswitch.
	PA166	TECH ACTIVE Ø 40 socket with lock, ivory The central power unit turns on when the door is opened by the built-in microswitch.

### Square sockets







image	code	product
	PA600	SQUARE socket, white <a href="#">Article updated.</a>
	PA601	SQUARE socket, ivory
	PA602	SQUARE socket, black
	PA603	SQUARE socket, mocha
	PA604	SQUARE socket, glossy light metallic grey

image	code	product
	PA605	SQUARE socket, glossy dark grey
	PA606	SQUARE socket Bicolored, black body and white door
	PA607	SQUARE socket Bicolored, glossy light metallic grey body and white door
	PA608	SQUARE socket Bicolored, glossy dark grey body and white door

### Floor sockets

image	code	product
	PA516	Matt aluminium FLOOR Ø 32 socket, floor-mounted without microswitch
	PA536	Matt aluminium FLOOR Ø 40 socket, floor-mounted without microswitch
	PA510	Matt aluminium FLOOR Ø 32 socket, floor-mounted with microswitch Key (code PA551) for socket not included
	PA530	Matt aluminium FLOOR Ø 40 socket, floor-mounted with microswitch Key (code PA551) for socket not included

Article updated.

### Furniture sockets - skirting boards












image	code	product
	PA400	VAC PAN ACTIVE socket for furniture, white, with assembly kit Assembly kit with clamp and hose. The power unit turns on and off by moving the front lever on the socket.
	PA405	VAC PAN ACTIVE socket for furniture, black, with assembly kit Kit montaggio con fascetta e tubo flessibile. The power unit turns on and off by moving the front lever on the socket.
	PA410	VAC PAN ACTIVE socket for furniture, white The power unit turns on and off by moving the front lever on the socket.

image	code	product
	PA415	VAC PAN ACTIVE socket for furniture, black The power unit turns on and off by moving the front lever on the socket.






### Open sockets

image	code	product
	PA455	Presse OPEN Ø 32, bianca
	PA450	OPEN Ø 32 socket with microswitch IP44
	PA460	OPEN Ø 32 socket in Moplen, with microswitch IP65
	PA470	OPEN Ø 40 socket in Moplen, with microswitch IP65
	PA465	OPEN Ø 32 socket in Moplen, without microswitch
	PA475	OPEN Ø 40 socket in Moplen, without microswitch


### Complementary socket accessories

image	code	product
	PA490	Ø 60-63 radiator rubber sleeve with metal clamps for OPEN socket installation codes PA460, PA465, PA470, PA475
	PA034	Plaster mould for NEW AIR inlet frames
	PA309	0.5 - 4 cm modular extension for AIR, NEW AIR, NEW AIR LOGIK, SQUARE sockets
	PA311	1.5 - 5 cm modular extension for TECH sockets
	PA312	3 cm modular extension for FLOOR sockets
	PA313	2 cm modular extension for FLOOR sockets

The extensions are necessary when the inlet frame is not properly installed with respect to the surface of reference and airtight seal of the system is not guaranteed..

image	code	product
	PA551	Stainless steel key for AIR, NEW AIR vacuum sockets with protected opening, FLOOR
	PA570	Cover for AIR, NEW AIR inlet frame, code PE309 and PE310 boxes
	PA325	Cover for TECH inlet frame
	PA580	Airtight protection for NEW AIR socket body Compatible with all New Air Comfort socket bodies.
	NA699	Microswitch for NEW AIR sockets with fixing screws Used to enable the central power unit for opening the door in Sirio, New Air sockets and New air socket bodies; electrified pipes with switch are not required with this accessory.

### Aluminium turrets

	TC100	White exterior turret for AIR, NEW AIR, NEW AIR LOGIK sockets
	TC050	White exterior turret for TECH sockets

## Accessory kit for cleaning Ø 32






image	code	product
	AP245	PROFESSIONAL KIT Ø 32 comprising: <ul style="list-style-type: none"> <li>• Metal hook for hose with support for wand and basket for brushes</li> <li>• set of brushes: revolving dusting brush, crevice nozzle, radiator brush, clothes brush, brush for mattresses and upholstery with felt</li> <li>• Chrome-plated wand</li> <li>• 30 cm universal floor brush with castors and bristles</li> <li>• Dual use floor and carpet brush with castors</li> </ul>
	AP246	PROFESSIONAL LIGHT KIT Ø 32 comprising: <ul style="list-style-type: none"> <li>• Plastic hook for hose and wand holder</li> <li>• set of brushes: dusting brush, crevice nozzle, clothes brush, brush for mattresses and upholstery</li> <li>• Chrome-plated wand</li> <li>• 30 cm universal floor brush with castors and bristles</li> <li>• Floor and carpet brush with castors</li> </ul>

image	code	product
	AP244	<p>STANDARD KIT Ø 32 comprising:</p> <ul style="list-style-type: none"> <li>• Metal hook for hose with support for wand and basket for brushes</li> <li>• set of brushes: revolving dusting brush, crevice nozzle, radiator brush, clothes brush, brush for mattresses and upholstery with felt</li> <li>• Chrome-plated wand</li> <li>• 30 cm universal floor brush with castors and bristles</li> </ul>
	AP243	<p>STANDARD PLUS KIT Ø 32 comprising:</p> <ul style="list-style-type: none"> <li>• Plastic hook for hose and wand holder</li> <li>• set of brushes: dusting brush, crevice nozzle, clothes brush, brush for mattresses and upholstery</li> <li>• Chrome-plated wand</li> <li>• 30 cm universal floor brush with castors and bristles</li> </ul>
	AP251	<p>MINI KIT Ø 32 comprising:</p> <ul style="list-style-type: none"> <li>• Metal hook for hose with support for wand and basket for brushes</li> <li>• Two plastic wands</li> <li>• set of brushes: crevice nozzle, brush for mattresses and upholstery with felt</li> <li>• 30 cm universal floor brush with castors and bristles</li> <li>• Set di spazzole per: materassi-tappezeria con feltro, angoli</li> </ul>
	AP252	<p>MINI PLUS KIT Ø 32 comprising:</p> <ul style="list-style-type: none"> <li>• Plastic hook for hose and wand holder</li> <li>• set of brushes: crevice nozzle, brush for mattresses and upholstery</li> <li>• Two plastic wands</li> <li>• Floor and carpet brush with castors</li> </ul>
	AP261	<p>BASE KIT Ø 32 comprising:</p> <ul style="list-style-type: none"> <li>• Plastic hook for hose and wand holder</li> <li>• Brush support for wand</li> <li>• set of brushes: dusting brush, crevice nozzle, brush for mattresses and upholstery</li> <li>• Plastic wand</li> <li>• 30 cm floor brush with castors and bristles</li> </ul>


image	code	product
	AP247	<p>ELITE KIT Ø 32 comprising:</p> <ul style="list-style-type: none"> <li>• Plastic hook for hose and wand holder</li> <li>• set of brushes: dusting brush, crevice nozzle, brush for mattresses and upholstery</li> <li>• Chrome-plated wand</li> <li>• Brush support for wand</li> <li>• Floor and carpet brush with castors</li> </ul>
	AP248	<p>PORTO KIT Ø 32 comprising:</p> <ul style="list-style-type: none"> <li>• Plastic hook for hose and wand holder</li> <li>• Plastic wand</li> <li>• set of brushes: dusting brush and crevice nozzle</li> <li>• Floor and carpet brush with castors</li> </ul>

## Hoses Ø 32


### Standard

image	code	product
	AP220	<p>7 m complete hose Ø 32 with pressure regulator To be used with all types of vacuum sockets</p>
	AP225	<p>9 m complete hose Ø 32 with pressure regulator To be used with all types of vacuum sockets</p>


### Electrified QUICK FLOW

image	code	product
	AP233	<p>7 m complete QUICK FLOW hose Ø 32 with switch for starting the central power unit and pressure regulator To be used with NEW AIR - NEW AIR LOGIK - SQUARE - PA455 - ECLETTIS vacuum sockets</p>
	AP238	<p>9 m complete QUICK FLOW hose Ø 32 with switch for starting the central power unit and pressure regulator To be used with NEW AIR - NEW AIR LOGIK - SQUARE - PA455 - ECLETTIS vacuum sockets</p>


## Electrified QUICK FLOW with speed variator

image	code	product
	AP234	7 m complete electrified QUICK FLOW hose Ø32 with switch for starting the central power unit and speed variator Only for new generation Perfetto Inox TXA - Perfetto TPA - Perfetto TP - Classic TC - QB - Bravo and Perfetto Inox - Perfetto - Perfetto - Classic central power units. To be used with NEW AIR - NEW AIR LOGIK - SQUARE - PA455 - ECLETTIS vacuum sockets
	AP239	9 m complete electrified QUICK FLOW hose Ø32 with switch for starting the central power unit and speed variator . Only for new generation Perfetto Inox TXA - Perfetto TPA - Perfetto TP - Classic TC - QB - Bravo and Perfetto Inox - Perfetto - Perfetto - Classic central power units. To be used with NEW AIR - NEW AIR LOGIK - SQUARE - PA455 - ECLETTIS vacuum sockets

## Wireless

image	code	product
	CM188	9 m complete hose Ø32 for wireless system with remote control for central power unit start and stop Only for new generation Perfetto Inox TXA - Perfetto TPA - Perfetto TP - Classic TC e Perfetto Inox - Perfetto - Perfetto - Classic - Silver central power units. To be used in systems without electrical connection to vacuum sockets, as an additional hose combined with wireless kit code CM186 and CM187

## Spare parts for hoses

image	code	product
	AP305	7m hose Ø 32
	AP307	9m hose Ø 32
	AP306	Hose Ø 32 in 21-m pack (per m)

## Brushes and cleaning accessories Ø32



image	code	product
	AP331	Ø 32 clothes brush
	AP334	Ø 32 revolving dusting brush






image	code	product
	AP335	Ø 32 dusting brush
	AP337	Ø 32 radiator brush To be used with crevice nozzle AP342 only
	AP340	Ø 32 brush for mattresses and upholstery with felt
	AP341	Ø 32 brush for mattresses and upholstery
	AP342	Ø 32 crevice nozzle
	AP345	30 cm universal floor brush with castors and bristles Ø 32
	AP348	37 cm universal floor brush with castors and bristles Ø 32
	AP346	30 cm floor brush with castors and bristles Ø 32
	AP328	Dual use floor and carpet brush with castors Ø 32
	AP329	Floor and carpet brush with castors Ø 32
	AP343	25 cm wooden floor brush with bristles and without castors Ø 32
	AP344	25 cm wooden floor brush with felt and without castors Ø 32

















image	code	product
	AP363	Brush with bristles for animals, KA, Ø 32 To be used with union code AP370
	AP366	Long brush for animals, ST, Ø 32 To be used with union code AP370
	AP369	Short brush for animals, KAM, Ø 32 To be used with union code AP370
	AP349	30 cm brush for liquids with rubber scraper, without castors, Ø 32
	AP350	Upholstery turbo-brush Ø 32
	AP351	Carpet turbo-brush with castors Ø 32
	AP352	TURBOCAT carpet turbo-brush with castors Ø 32
	AP355	GLASS WASHING KIT Ø 32 comprising: <ul style="list-style-type: none"> <li>• Fitting for liquid separator,</li> <li>• 8m hose Ø 25</li> <li>• 0.5 m rigid wand</li> <li>• Glass washing accessory</li> <li>• Glass scraper (2 sizes)</li> </ul> To be used exclusively with water separator code AP372 or AP373
	AP356	Flat telescopic brush to clean behind and underneath furniture Ø 32
	AP357	Brush for vertical curtains Ø 32
	AP358	Venetian blinds brush Ø 32
	AP359	Upholstery and clothes brush Ø 32

image	code	product
	AP360	Brush for keyboards and office machines Ø 32
	AP372	20 L stainless steel water separator c/w accessories Ø 32 Purchase of a dedicated hose is recommended. Contains hose for connection to the vacuum socket, 2 plastic wands and brushes for liquids.
	AP373	16 L plastic water separator c/w accessories Ø 32 Purchase of a dedicated hose is recommended. Contains hose for connection to the vacuum socket, 2 plastic wands and brushes for liquids.
	AP380	Trolley for accessories Overall dimensions (LxDxH): 530 x 690 x 910 mm

## Accessories for hoses Ø 32














image	code	product
	AP385	Complete protection for 7m hose Ø 32
	AP388	Complete protection for 9m hose Ø 32
	AP313	Hose socket rotating activator union Ø 32
	AP310	Wand union Ø 32 Used to join two hoses. To be purchased together with code AP313
	AP315	Curved plastic union Ø 32 with pressure regulator
	AP316	Chrome-plated wand Ø 32
	AP319	Two plastic wands Ø 32


image	code	product
	AP320	Plastic wand Ø 32
	AP321	Metal hook for hose with support for wand Overall dimensions (LxDxH): 200 x 170 x 210 mm
	AP323	Metal hook for hose with support for wand and basket for brushes Overall dimensions (LxDxH): 380 x 170 x 445 mm
	AP325	Plastic hook for hose and wand holder
	AP361	Brush support for wand Ø 32
	AP370	Union for connecting the animal brushes directly onto hose Ø 32 Applicable only to codes AP220, AP225

## Hoses Ø40

### Standard Ø 40








image	code	product
	AP412	10m hose Ø 40 To form a complete hose Ø 40 use: 1 hose Ø 40 (code AP412 or AP406); 2 plastic hose unions Ø 40 (code AP407) and 1chrome-plated curved union Ø 40 (code AP411).
	AP406	Hose Ø 40 in 20-m pack (per m ) To form a complete hose Ø 40 use: 1 hose Ø 40 (code AP412 or AP406); 2 plastic hose unions Ø 40 (code AP407) and 1chrome-plated curved union Ø 40 (code AP411).

### Antistatico Ø 40

image	code	product
	AP413	10m antistatic hose Ø 40 with ground wire To form a complete antistatic hose Ø 40 use: 1 antistatic flexible hose Ø 40 (code AP413); 2 aluminium hose unions Ø 40 (code AP409) and 1chrome-plated curved union Ø 40 (code AP411).

## Brushes and accessories Ø 40

### Accessories Ø 40

image	code	product
	AP407	Plastic hose socket union Ø 40 To form a complete hose Ø 40 use: 1 hose Ø 40 (code AP412 or AP406); 2 plastic hose unions Ø 40 (code AP407) and 1 chrome-plated curved union Ø 40 (code AP411).
	AP411	Chrome-plated curved union Ø 40 To form a complete hose Ø 40 use: 1 hose Ø 40 (code AP412 or AP406); 2 plastic hose unions Ø 40 (code AP407) and 1 chrome-plated curved union Ø 40 (code AP411).
	AP410	Plastic wand union Ø 40 Used to join two hoses Ø 40. To be purchased together with union code AP407
	AP409	Aluminium hose-socket union Ø 40 Use only in combination with antistatic flexible hose Ø 40 with ground wire (code AP413)
	AP470	Accessories adaptor from Ø 40 to Ø 32 Used to adapt Ø 40 accessories to Ø32 wand and curved union (except for codes AP442, AP434, AP444)
	AP417	Two chrome-plated wands Ø 40
	AP324	Metal hose hook

### Brushes and cleaning accessories Ø 40











image	code	product
	AP434	Dusting brush Ø 40 for hose-socket union
	AP435	Dusting brush Ø 40 for chrome-plated curved union
	AP442	Flat corner dusting brush Ø 40 for hose-socket union
	AP443	Flat corner dusting brush Ø 40 for chrome-plated curved union
	AP444	Rubber corner dusting brush Ø 40 for chrome-plated curved union

image	code	product
	AP480	Brush Ø 40 for pipes and beams RB100
	AP449	Floor brush Ø 40, 37 cm, with castors and bristles
	AP450	Floor brush Ø 40, 37 cm, with castors and brushes for water
	AP458	Industrial floor brush Ø 40, 45 cm, with castors and bristles

## Preparation Sets


### Preparation sets Ø 50

image	code	product
	TR022	Preparation set for 2 NEW AIR socket points Ø 50 Comprising: <ul style="list-style-type: none"> <li>• 14 m PVC pipe Ø50, 2 m bar BLUE</li> <li>• New Air inlet frame Ø50 with curved union n°. 2</li> <li>• 45° FF PVC elbow Ø50 BLUE n°. 4 - 45° MF PVC elbow Ø50 BLUE n°. 2 - 90° FF PVC elbow Ø50 BLUE n°. 3 - 90° FF PVC offtake Ø50 BLUE n°. 2 - PVC rubber sleeve with head Ø50 BLUE n°. 4</li> <li>• Self-sealing adhesive for PVC (125-g tube with measuring device) n°. 1</li> <li>• N07VK 2x1 pre-wired IMQ-approved sheathing Ø16, 25m</li> <li>• PVC wiring clamps, 30 cm, BLUE n°. 15</li> </ul>
	TR024	Preparation set for 3 NEW AIR socket points Ø 50 Comprising: <ul style="list-style-type: none"> <li>• 20 m PVC pipe Ø50 2 m bar BLUE</li> <li>• New Air inlet frame Ø50 with curved union n°. 3</li> <li>• 45° FF PVC elbow Ø50 BLUE n°. 5 - 45° MF PVC elbow Ø50 BLUE n°. 5 - 90° FF PVC elbow Ø50 BLUE n°. 4 - 90° FF PVC offtake Ø50 BLUE n°. 3 - PVC rubber sleeve with head Ø50 BLUE n°. 8 - PVC concentric increase adapter Ø F50/F82 n°. 1</li> <li>• PVC exhaust grille Ø80 n°. 1</li> <li>• Self-sealing adhesive for PVC (125-g tube with measuring device) n°. 1</li> <li>• N07VK 2x1 pre-wired IMQ-approved sheathing Ø16, 25m</li> <li>• PVC wiring clamps, 30 cm, BLUE n°. 15</li> <li>• Manual for the residential sector for product installation</li> </ul>
	TR025	Preparation set for 5 NEW AIR socket points Ø 50 Comprising: <ul style="list-style-type: none"> <li>• 34 m PVC pipe Ø50 2 m bar BLUE</li> <li>• New Air inlet frame Ø50 with curved union n°. 5</li> <li>• 45° FF PVC elbow Ø50 BLUE n°. 8 - 45° MF PVC elbow Ø50 BLUE n°. 8 - 90° FF PVC elbow Ø50 BLUE n°. 7 - 90° FF PVC offtake Ø50 BLUE n°. 5 - PVC rubber sleeve with head Ø50 BLUE n°. 15 - PVC concentric increase adapter Ø F50/F82 n°. 1</li> <li>• PVC exhaust grille Ø80 n°. 1</li> <li>• Self-sealing adhesive for PVC (250-g can with brush) n°. 1</li> <li>• N07VK 2x1 pre-wired IMQ-approved sheathing Ø16, 50m</li> <li>• PVC wiring clamps, 30 cm, BLUE n°. 30</li> <li>• Manual for the residential sector for product installation</li> </ul>



\* Updated article\*

\* Updated article\*



## QB preparation set

image	code	product
	TR03QB	<p>BUILT-IN QB preparation set for 3 NEW AIR socket points Ø 50</p> <p>Comprising:</p> <ul style="list-style-type: none"> <li>• Built-in enclosure for QB central power unit (enclosure + door – code CM010Q)</li> <li>• 20 m PVC pipe Ø50 2 m bar BLUE</li> <li>• New Air inlet frame Ø50 with curved union n°. 3</li> <li>• 45° FF PVC elbow Ø50 BLUE n°. 5 – 45° MF PVC elbow Ø50 BLUE n°. 5 – 90° FF PVC elbow Ø50 BLUE n°. 4 – 90° FF PVC offtake Ø50 BLUE n°. 3 – PVC rubber sleeve with head Ø50 BLUE n°. 8 – PVC concentric increase adapter Ø F50/F82 n°. 1</li> <li>• PVC exhaust grille Ø80 n°. 1</li> <li>• Self-sealing adhesive for PVC (125-g tube with measuring device) n°. 1</li> <li>• N07VK 2x1 pre-wired IMQ-approved sheathing Ø16, 25m</li> <li>• PVC wiring clamps, 30 cm, BLUE n°. 15</li> <li>• Manual for the residential sector for product installation</li> </ul>

## Preparation sets without pre-wired Ø 50





image	code	product
 <i>Advised for the installation of central vacuum systems that will be used with the Wireless system.</i>	TR022W	<p>Preparation set without pre-wired for 2 NEW AIR socket points Ø 50</p> <p>Comprising:</p> <ul style="list-style-type: none"> <li>• 14 m PVC pipe Ø50, 2 m bar BLUE</li> <li>• New Air inlet frame Ø50 with curved union n°. 2</li> <li>• 45° FF PVC elbow Ø50 BLUE n°. 4 – 45° MF PVC elbow Ø50 BLUE n°. 2 – 90° FF PVC elbow Ø50 BLUE n°. 3 – 90° FF PVC offtake Ø50 BLUE n°. 2 – PVC rubber sleeve with head Ø50 BLUE n°. 4</li> <li>• Self-sealing adhesive for PVC (125-g tube with measuring device) n°. 1</li> </ul>
 <i>Advised for the installation of central vacuum systems that will be used with the Wireless system.</i>	TR024W	<p>Preparation set without pre-wired for 3 NEW AIR socket points Ø 50</p> <p>Comprising:</p> <ul style="list-style-type: none"> <li>• 20 m PVC pipe Ø50 2 m bar BLUE</li> <li>• New Air inlet frame Ø50 with curved union n°. 3</li> <li>• 45° FF PVC elbow Ø50 BLUE n°. 5 – 45° MF PVC elbow Ø50 BLUE n°. 5 – 90° FF PVC elbow Ø50 BLUE n°. 4 – 90° FF PVC offtake Ø50 BLUE n°. 3 – PVC rubber sleeve with head Ø50 BLUE n°. 8 – PVC concentric increase adapter Ø F50/F82 n°. 1</li> <li>• PVC exhaust grille Ø80 n°. 1</li> <li>• Self-sealing adhesive for PVC (125-g tube with measuring device) n°. 1</li> <li>• Manual for the residential sector for product installation</li> </ul>

## Preparation sets Ø 40





image	code	product
	TR027	<p>CLASSIC preparation set for 2 NEW AIR socket points Ø 40</p> <p>Comprising:</p> <ul style="list-style-type: none"> <li>• 14 m PVC pipe Ø40, 2 m bar BLUE</li> <li>• New Air inlet frame Ø40 with curved union n°. 2</li> <li>• 45° FF PVC elbow Ø40 BLUE n°. 7 – 45° MF PVC elbow Ø40 BLUE n°. 7 – 45° FF PVC offtake Ø40 BLUE n°. 2 – PVC rubber sleeve with head Ø40 BLUE n°. 4</li> <li>• Self-sealing adhesive for PVC (125-g tube with measuring device) n°. 1</li> <li>• N07VK 2x1 pre-wired IMQ-approved sheathing Ø16, 25m</li> <li>• PVC wiring clamps, 30 cm, BLUE n°. 15</li> <li>• Instructions for preparation set with pipe Ø40</li> </ul> <p><i>When using this pipe, please contact the areas sales office or our technical office staff for technical advice.</i></p>
	TR026	<p>CLASSIC preparation set for 3 NEW AIR socket points Ø 40</p> <p>Comprising:</p> <ul style="list-style-type: none"> <li>• 20 m PVC pipe Ø40 2 m bar BLUE</li> <li>• New Air inlet frame Ø40 with curved union n°. 3</li> <li>• 45° FF PVC elbow Ø40 BLUE n°. 10 – 45° MF PVC elbow Ø40 BLUE n°. 10 – 45° FF PVC offtake Ø40 BLUE n°. 2 – PVC rubber sleeve with head Ø40 BLUE n°. 8</li> <li>• Self-sealing adhesive for PVC (125-g tube with measuring device) n°. 1</li> <li>• N07VK 2x1 pre-wired IMQ-approved sheathing Ø16, 25m</li> <li>• PVC wiring clamps, 30 cm, BLUE n°. 15</li> <li>• Manual for the residential sector for product installation</li> <li>• Instructions for preparation set with pipe Ø40</li> </ul> <p><i>When using this pipe, please contact the areas sales office or our technical office staff for technical advice.</i></p>

## Inlet frames



### New Air / New Air Logik series inlet frames

image	code	product
	PA012	NEW AIR, NEW AIR LOGIK Ø 50 inlet frame, flush-mounted with curved union Already prepared to be installed even on movable walls/plasterboard.
	PA022	NEW AIR, NEW AIR LOGIK Ø 50 and Ø 40 inlet frame, flush-mounted with straight union Already prepared to be installed even on movable walls/plasterboard.
	PA014	NEW AIR, NEW AIR LOGIK Ø 40 inlet frame, flush-mounted with curved union Already prepared to be installed even on movable walls/plasterboard.
	SPA012	NEW AIR, NEW AIR LOGIK inlet frame set Ø 50 Contains: New Air inlet frame n°. 1, 40 cm stub pipe assembly + 90° curved union n°. 1, PVC rubber sleeves with head n°. 2, 90° FF PVC offtake n°. 1, 90° FF PVC elbows n°. 2, 45° FF PVC elbows n°. 3, 45° MF PVC elbow n°. 1.

### SQUARE series inlet frames

image	code	product
	PA060	SQUARE Ø 50 inlet frame, flush-mounted with curved union
	PA061	SQUARE Ø 40-Ø 50 inlet frame, flush-mounted with straight union
	PA062	SQUARE Ø 40-Ø 50 inlet frame for plasterboard with curved union
	SPA600	SQUARE inlet frame set Ø 50 Contains: Square inlet frame n°. 1, 40 cm stub pipe assembly + 90° curved union n°. 1, PVC rubber sleeves with head n°. 2, 90° FF PVC offtake n°. 1, 90° FF PVC elbows n°. 2, 45° FF PVC elbows n°. 3, 45° MF PVC elbow n°. 1



### ECLETTIS series inlet frames

image	code	product
	PA080	ECLETTIS inlet frame kit - pipe Ø 50 flush-mounted
	PA314	Adjustable bracket for ECLETTIS inlet frame - pipe fixing on plasterboard To be used on plasterboard wall together with code PA080

### TECH series inlet frames


image	code	product
	PA010	TECH Ø 50 inlet frame, flush-mounted with curved union
	PA020	TECH Ø 50 inlet frame, flush-mounted with straight union
	PA025	TECH Ø 50 inlet frame for plasterboard with curved union
	PA030	TECH Ø 50 inlet frame for plasterboard with straight union

### FLOOR series inlet frames




image	code	product
	PA040	Aluminium FLOOR Ø 50 inlet frame, floor-mounted, with curved union
	PA045	Aluminium FLOOR Ø 50 inlet frame, floor-mounted, with straight union

## PVC Pipes and Unions

### Pipes

image	code	product
	TR040	PVC pipe Ø 40, 2.1mm thick, 2m bar (per m)
	TR050	PVC pipe Ø 50, 2.1mm thick, 2m bar (per m)
	TR060	PVC pipe Ø 63, 3mm thick, 2m bar (per m)
	TR080	PVC pipe Ø 80, 3mm thick, 2m bar (per m)
	TR100	PVC pipe Ø 100, 3mm thick, 2m bar (per m)

### Elbows

image	code	product
	TR041	45° MF PVC elbow Ø 40
	TR051	45° MF PVC elbow Ø 50
	TR061	45° MF PVC elbow Ø 63
	TR081	45° MF PVC elbow Ø 80
	TR101	45° MF PVC elbow Ø 100
	TR042	45° FF PVC elbow Ø 40
	TR052	45° FF PVC elbow Ø 50
	TR062	45° FF PVC elbow Ø 63
	TR082	45° FF PVC elbow Ø 80
	TR102	45° FF PVC elbow Ø 100
	TR055	90° FF PVC elbow Ø 50 Wide radius elbow, the only one on the market that makes it possible to save time and material when preparing a system.

### Offtakes







image	code	product
	TR043	45° MF PVC offtake Ø 40
	TR053	45° MF PVC offtake Ø 50
	TR063	45° MF PVC offtake Ø 63
	TR083	45° MF PVC offtake Ø 80
	TR103	45° MF PVC offtake Ø 100
	TR044	45° FF PVC offtake Ø 40
	TR054	45° FF PVC offtake Ø 50
	TR064	45° FF PVC offtake Ø 63
	TR084	45° FF PVC offtake Ø 80
	TR104	45° FF PVC offtake Ø 100

image	code	product
	TR056	90° FF PVC offtake Ø 50 Wide radius offtake, the only one on the market that makes it possible to save time and material when preparing a system.


### Rubber sleeves

image	code	product
	TR200	PVC rubber sleeve with head Ø 40
	TR210	PVC rubber sleeve with head Ø 50
	TR215	PVC rubber sleeve with head Ø 63
	TR225	PVC rubber sleeve with head Ø 80
	TR230	PVC rubber sleeve with head Ø 100

### Increase adapters

image	code	product
	TR264	PVC eccentric conical increase adapter Ø 40F/50M
	TR265	PVC eccentric conical increase adapter Ø 50F/63M
	TR275	PVC eccentric conical increase adapter Ø 63F/80M
	TR285	PVC eccentric conical increase adapter Ø 80F/100M
	TR250	PVC concentric conical increase adapter Ø 50F/82F for exhaust grille
	TR255	PVC concentric conical increase adapter Ø 63F/82F for exhaust grille
	TR260	PVC concentric conical increase adapter Ø 82F/100F for exhaust grille

### Caps

image	code	product
	TR330	PVC closing cap Ø 50
	TR335	PVC screw-on inspection cap Ø 50
	TR340	PVC screw-on inspection cap Ø 63
	TR350	PVC screw-on inspection cap Ø 80
	TR355	PVC screw-on inspection cap Ø 100

### Exhaust grille





image	code	product
	TR310	PVC exhaust grille Ø 82
	TR315	PVC exhaust grille Ø 100

image	code	product
	TR316	Square exhaust grille with wall

### Manual ball valve






image	code	product
	VC110	Manual ball valve for PVC pipe Ø 50
	VC120	Manual ball valve for PVC pipe Ø 63
	VC135	Manual ball valve for PVC pipe Ø 80
	VC140	Manual ball valve for PVC pipe Ø 100

### Dampers

image	code	product
	VT110	REI180 collar fire damper for PVC pipe Ø 50
	VT120	REI180 collar fire damper for PVC pipe Ø 63
	VT130	REI180 collar fire damper for PVC pipe Ø 80
	VT140	REI180 collar fire damper for PVC pipe Ø 100

## General Installation Material

### Installation fixing material

image	code	product
	CF080	Wall-mounted bracket for fixing single-phase central power units
	CF103	Self-sealing adhesive for PVC, 125-g tube with measuring device
	CF105	Self-sealing adhesive for PVC, 250-g can with brush
	CF108	Self-sealing adhesive for PVC, 500-g can with brush
	CF210	Lightweight iron collar, Ø 50, with rigid locking pin
	CF220	Lightweight iron collar, Ø 63, with rigid locking pin
	AT260	System tester plug for TECH series inlet frames
	AT261	System tester plug for AIR, NEW AIR, NEW AIR LOGIK, SQUARE inlet frames
<a href="#">Updated article.</a>		
	AT250	Sliding grease for sockets, 150-g pack


## Electrical components

image	code	product
	PE130	N07VK 4X1 pre-wired IMQ-approved sheathing, Ø 16, 25m for REMOTE panel (code CM842), Remote panel kit (code CM889), Remote panel kit complete with electrical switch (code CM8890) and Dynamic control display (code CMT800) (per m)
	PE110	N07VK 2X1 pre-wired IMQ-approved sheathing, Ø 16, 100m (per m)
	PE111	N07VK 2X1 pre-wired IMQ-approved sheathing, Ø 16, 25m (per m)
	PE112	N07VK 2X1 pre-wired IMQ-approved sheathing, Ø 16, 50m (per m)
	PE115	N07VK 2X1.5 pre-wired IMQ-approved sheathing, Ø 16, 100m (per m)
	PE280	Terminal strips type E23
	PE285	Terminal strips type E25
	PE309	Flush-mounted electric junction box
	PE310	Flush-mounted electric block type 503
	PE315	Watertight IP56 electric junction box, 120X80X50
	PE316	Watertight IP56 electric junction box, 120X80X50 with sheathing clamp
	PE320	Watertight IP55 electric junction box, 80x80x40 with sheathing clamp
	PE410	PVC wiring clamps, 30cm, blue
	PE415	PVC wiring clamps, 36cm, white



## Metal Pipes and Unions

Use in industrial systems and outdoors. To use this pipe, contact the area sales manager or our technical office for technical advice..


### Pipes

image	code	product
	TRM050	Aluminium pipe Ø 50, 2mm thick, 3m bars (per m)
	TRM060	Aluminium pipe Ø 60, 2mm thick, 3m bars (per m)
	TRM080	Aluminium pipe Ø 80, 2mm thick, 3m bars (per m)
	TRM100	Aluminium pipe Ø 100, 2mm thick, 3m bars (per m)


## Elbows

image	code	product
	TRM052	Galvanized steel 90° elbow Ø 50, 1.2mm thick
	TRM062	Galvanized steel 90° elbow Ø 60, 1.2mm thick
	TRM082	Galvanized steel 90° elbow Ø 80, 1.2mm thick
	TRM102	Galvanized steel 90° elbow Ø 100, 1.2mm thick
	TRM051	Galvanized steel 45° elbow Ø 50
	TRM061	Galvanized steel 45° elbow Ø 60
	TRM081	Galvanized steel 45° elbow Ø 80
	TRM101	Galvanized steel 45° elbow Ø 100


## Offtakes

image	code	product
	TRM053	Galvanized steel 45° offtake Ø50/50/50
	TRM063	Galvanized steel 45° offtake Ø 60/60/60
	TRM084	Galvanized steel 45° offtake Ø 80/80/60
	TRM083	Galvanized steel 45° offtake Ø 80/80/80
	TRM105	Galvanized steel 45° offtake Ø 100/100/60
	TRM104	Galvanized steel 45° offtake Ø 100/100/80
	TRM103	Galvanized steel 45° offtake Ø 100/100/100


## Reduction adapters

image	code	product
	TRM240	Galvanized steel reduction adapter Ø 60/50
	TRM255	Galvanized steel reduction adapter Ø 80/60
	TRM262	Galvanized steel reduction adapter Ø 100/60
	TRM260	Galvanized steel reduction adapter Ø 100/80


## Rubber sleeves

image	code	product
	TR211	Radior rubber sleeve Ø 50
	TR216	Radior rubber sleeve Ø 60
	TR217	Radior rubber sleeve Ø 63
	TR226	Radior rubber sleeve Ø 80
	TR231	Radior rubber sleeve Ø 100


## Caps

image	code	product
	TRM340	Galvanized steel closing cap Ø 60
	TRM350	Galvanized steel closing cap Ø 80
	TRM355	Galvanized steel closing cap Ø 100

## Clamps

image	code	product
	CF450	Metal clamps Ø 50
	CF460	Metal clamps Ø 60-63
	CF480	Metal clamps Ø 80
	CF410	Metal clamps Ø 100


## Miscellaneous

image	code	product
	TR218	PVC bushing for pipe from Ø 60 to Ø 63



## Metal Pipes and Unions for air exhaust

Use in industrial systems and outdoors, or with need for earthing to disperse electrostatic discharges To use this pipe, please contact the area sales manager or our technical office staff for technical advice.


## Pipes

image	code	product
	A900006	Galvanized steel helically wound pipe Ø 80, 3m bars (per m)
	A900030	Galvanized steel helically wound pipe Ø 100, 3m bars (per m)
	A900010	Galvanized steel helically wound pipe Ø 160, 3m bars (per m)



## Elbows

image	code	product
	A900222	Pressed galvanized steel MM 90° elbow, Ø 80, with gaskets
	A900224	Pressed galvanized steel MM 90° elbow, Ø 100, with gaskets
	A900230	Pressed galvanized steel MM 90° elbow, Ø 160, with gaskets
	A900223	Pressed galvanized steel MM 45° elbow, Ø 80, with gaskets
	A900202	Pressed galvanized steel MM 45° elbow, Ø 100, with gaskets
	A900210	Pressed galvanized steel MM 45° elbow, Ø 160, with gaskets



## Offtakes

image	code	product
	A901076	Pressed galvanized steel MM 45° offtake, Ø 100/100, with gaskets
	A900930	Pressed galvanized steel MM 45° offtake, Ø 160/160, with gaskets







## Rubber sleeves

image	code	product
	A901350	Galvanized steel FF rubber sleeve joint Ø 80
	A901355	Galvanized steel FF rubber sleeve joint Ø 100
	A901372	Galvanized steel FF rubber sleeve joint Ø 160
	A901320	Galvanized steel MM rubber sleeve joint Ø 80, with gaskets
	A901308	Galvanized steel MM rubber sleeve joint Ø 100, with gaskets
	A901305	Galvanized steel MM rubber sleeve joint Ø 160, with gaskets


## Increase adapters


image	code	product
	A901560	Pressed galvanized steel eccentric MM increase adapter Ø 80/100, with gaskets
	A901552	Pressed galvanized steel eccentric MM increase adapter Ø 100/160, with gaskets
	A901594	Pressed galvanized steel concentric MM increase adapter Ø 125/160, with gaskets
	Cl600	Increase adapter kit Ø60/80 for air exhaust, for T20ES, M20ES, TR10S

## Equipment


image	code	product
	AT010	System tester vacuum gauge with shockproof protection
	AT100	PVC pipe cutter for up to Ø 63
	AT110	PVC pipe cutter with deburring tool up to Ø 63
	AT120	PVC pipe cutter with deburring tool up to Ø 100
	AT800	Spare wheel for pipe cutter code AT100
	AT810	Spare wheel for pipe cutter with deburring code AT110
	AT820	Spare wheel for pipe cutter with deburring code AT120
	AT370	<p>Tool box for Aertecnica installers</p> <p>Comprising:</p> <ul style="list-style-type: none"> <li>• Tool box for Aertecnica installers</li> <li>• System tester vacuum gauge with shockproof protection</li> <li>• PVC pipe cutter for up to Ø 63</li> <li>• Self-sealing adhesive for PVC, 250-g can with brush</li> <li>• Tape measure</li> <li>• Scissors</li> <li>• Set of Phillips screwdrivers</li> <li>• Wood pencil</li> </ul>
	AT380	<p>Tubò system tester kit for single-phase central power units</p> <p>Comprising:</p> <ul style="list-style-type: none"> <li>• TUBO' system tester kit for single-phase central power units with vacuum gauge and hose for system connection.</li> <li>• 10 system tester caps</li> <li>• Tubò writing pad</li> <li>• Tubò pencil</li> <li>• Trolley with wheels for easy transport</li> </ul>

## Spare Parts for the residential sector

image	code	product
	CM806	Bags with closure and bag tensioner for P80, PX80 (10-pcs pack))
	CM808	Bags with closure and bag tensioner for PX85 (10-pcs pack)
	CM811	Bags with closure and bag tensioner for P150, P250 (10-pcs pack)
	CM813	Bags with closure and bag tensioner for PX150, PX250 (10-pcs pack)
	CM817	Bags with closure and bag tensioner for P350, P450, PX450 (10-pcs pack)
	Contains protection kit with mask and gloves	

	CM807	Bags with closure for M03/1, M03/1TF, SM20FD, SX20FD, SM30TD, SX30TD (10-pcs pack)
	CM812	Bags with closure for SC20FC, SX20FC, SC30TC, SC40TB, SX40TB, SC60TB, SC70TB, M04/2 (10-pcs pack)
	CM818	Bags with closure for SC40TA, SC60TA, SC70TA, SX70TA, M05/2, M05/3, M05/4, LT40 (10-pcs pack)
	Contains protection kit with mask and gloves	

### CLEAN BAGS

image	code	product
	CM984	CLEAN BAGS with air-tight closing system for central power units TX1A, TP1A, TP1, TP2A, TP2 (5-pcs pack)
	CM985	CLEAN BAGS with air-tight closing system for central power units TX3A, TX4A, TP3A, TP3, TP4A, TP4 (5-pcs pack)

### Cartridges

image	code	product
	CM827	Paper filter cartridge for SM20FD, SM30TD, SX20FD, SX30TD
	CM820	Paper filter cartridge for SC20FC, SC30TC, SB20FE, SX20FC, SB30TE, SB60TE, M03/1, M03/1TF, M04/2, 32U/31, 32U/42, 32U/43, 32U/53, 32U/54
	CM823	Paper filter cartridge for SC40TB, SC60TB, SC70TB, SX40TB
	CM826	Paper filter cartridge for SC40TA, SC60TA, SC70TA, SX70TA
	CM825	Paper filter cartridge for M05/2, M05/3, M05/4
	Contains protection kit with mask and gloves	

image	code	product
	CM832	Washable polyester filter cartridge for S80, P80, PX80, PX85, C80, S80, SM20FD, SX20FD, SM30TD, SX30TD
	CM981	Washable PRECISION polyester filter cartridge for TX1A,TP1A, TP1.TC1
	CM828	Washable polyester filter cartridge for S100, S150, S250, SC20FC, SX20FC, SC30TC, SB20FE, SB30TE, SB60TE, M03/1, M03/1TF, M04/2, 32U/31, 32U/42, 32U/43, 32U/53, 32U/54
	CM829	Washable polyester filter cartridge for P150, P250, PX150, PX250, C150, C250, C500, SC40TB, SX40TB, SC60TB, SC70TB
	CM982	Washable PRECISION polyester filter cartridge for TP2A, TP2, TC2
	CM830	Washable polyester filter cartridge for P350, P450, PX450, SC40TA, SC60TA, SC70TA, SX70TA
	CM983	Washable PRECISION polyester filter cartridge for TX3A, TX4A, TP3A, TP3, TP4A, TP4, TC3, TC4
	CM831	Washable polyester filter cartridge for M05/2, M05/3, M05/4
	Contains protection kit with mask and gloves	
	CM833Q	Washable polyester filter cartridge for QB Q200 central power unit
		Contains protection kit with mask and gloves
	CM814Q	Eco-friendly cardboard dust bin for QB Q200 central power unit (5-pcs pack)
		Contains protection kit with mask and gloves
	CM980	Filter bag for BRAVO (5-pcs pack)
	CM835	Outdoor exhaust silencer for all single-phase central power units
	CM837	Remote control for starting/stopping the central power unit to be used with the wireless kit (code CM186 - CM187) Additional remote control for the wireless kit (code CM186 - CM187) for socket activation VAC PAN (skirting boards) code PA400, PA405, PA410, PA415
	CM839	Two-channel transmitter for remote control for PERFETTO, PERFETTO INOX, CLASSIC and SILVER lines
	CM838	Two-channel transmitter for remote control for AERTECNICA M03/1, M03/1TF, M04/2, M05/2, M05/3 and M05/4 lines
	CM842	REMOTE indicator panel for Perfetto Inox, Perfetto, QB central power units Only for Perfetto Inox, Perfetto, QB central power units





Single phase central power  
units technical charts



## Perfetto Inox TXA, Perfetto TPA and TP and Classic TC central power units technical chart

		Perfetto Inox TXA			Perfetto TPA   TP				Classic TC			
Model		TX1A*	TX3A*	TX4A*	TP1A* TP1	TP2A* TP2	TP3A* TP3	TP4A* TP4	TC1	TC2	TC3	TC4
Power supply	Volt (Vac)	220/240	220/240	220/240	220/240	220/240	220/240	220/240	220/240	220/240	220/240	230
Motor power	Watts (W)	1.260	1.350	1.590	1.260	1.600	1.350	1.590	1.260	1.600	1.350	1.590
Frequency	HZ	50/60	50/60	50/60	50/60	50/60	50/60	50/60	50/60	50/60	50/60	50/60
Electric protection	IP	IP55 <sup>1</sup>	IP45 <sup>2</sup>	IP45 <sup>2</sup>	IP55 <sup>1</sup>	IP55 <sup>1</sup>	IP45 <sup>2</sup>	IP45 <sup>2</sup>	IP55 <sup>1</sup>	IP55 <sup>1</sup>	IP45 <sup>2</sup>	IP45 <sup>2</sup>
Motor rpm	rpm (rpm/min.)	43.507	26.871	29.892	43.507	46.480	26.871	29.892	43.507	46.480	26.871	29.892
Noise	db	62,5	64	64,5	62,5	63	64	64,5	62,5	63	64	64,5
Turbine stages	no.	1	3	3	1	1	3	3	1	1	3	3
Socket power supply	Volt (V)	12	12	12	12	12	12	12	12	12	12	12
Vacuum power	Air Watts	504	423	526	504	653	423	526	504	653	423	526
Air flow rate	m <sup>3</sup> /h	207	161	174	207	195	161	174	207	195	161	174
Max. vacuum	mbar	270	333	374	270	313	333	374	270	313	333	374
Filter cartridge surface	cm <sup>2</sup>	4.000	12.300	12.300	4.000	8.200	12.300	12.300	4.000	8.200	12.300	12.300
Filter cartridge material		POLYESTER			POLYESTER				POLYESTER			
Dust container capacity	litres	13,5	22	22	13,5	13,5	22	22	13,5	13,5	22	22
Dust container material		PLASTIC			PLASTIC				PLASTIC			
Cup material		PLASTIC			PLASTIC				PLASTIC			
Height	cm	60	115	115	60	90	115	115	60	90	115	115
Diameter	cm	30	34	34	30	30	34	34	30	30	34	34
Weight	kg	10,8	17,3	17,3	10,8 9,8	10,8 9,8	17,3 16,3	17,3 16,3	9,5	12,2	15,3	15,3
Dynamic Control Display compatibility cod. CMT800		YES	YES	YES	YES	YES	YES	YES	YES	YES	YES	YES
Wireless System Compatibility cod. CM187		YES	YES	YES	YES	YES	YES	YES	YES	YES	YES	YES
Soft Start starting		YES	YES	YES	YES	YES	YES	YES	YES	YES	YES	YES
Right and left dust inlet		YES	YES	YES	YES	YES	YES	YES	YES	YES	YES	YES
Right and left air exhaust		YES	YES	YES	YES	YES	YES	YES	YES	YES	YES	YES
AVI display(**)		YES	YES	YES	YES	YES	YES	YES	NO	NO	NO	NO
AVT display (***)		NO	NO	NO	NO	NO	NO	NO	YES	YES	YES	YES
MODBUS communication system		YES	YES	YES	YES	YES	YES	YES	YES	YES	YES	YES
QUICK FIX bracket		YES	YES	YES	YES	YES	YES	YES	YES	YES	YES	YES
APF system (****)		YES	YES	YES	YES NO	YES NO	YES NO	YES NO	NO	NO	NO	NO
Built-in vacuum sockets		YES	YES	YES	YES	YES	YES	YES	NO	NO	NO	NO
CLEAN BAG		YES	YES	YES	YES	YES	YES	YES	NO	NO	NO	NO
Multifunction Pockets		NO	YES	YES	NO	YES	YES	YES	NO	NO	NO	NO
Silencer as standard equipment		NO	YES	YES	NO	YES	YES	YES	NO	YES	YES	YES
Recommended number of sockets	no.	6	18	25	6	10	18	25	6	10	18	25
Surface recommended by the company	m <sup>2</sup>	250	550	700	250	400	550	700	250	400	550	700

\* Model with the APF system as standard equipment  
\*\* Immediate AVI Display

\*\*\* Timed AVT Display  
\*\*\*\* Self-Cleaning filter APF system

<sup>1</sup> IP55 Channelled air exhaust / IP43 Direct air exhaust from the central power unit  
<sup>2</sup> IP45 Channelled air exhaust / IP43 Direct air exhaust from the central power unit

# QB

The only patented\* central power unit for built-in and wall mounted centralised vacuum systems.

## QB technical chart

Power supply	Volt	230	
Motor power	W	1.600	
Motor rpm	rpm	46.480	
Soft Start starting		yes	
Turbine stages	no.	1	
Socket power supply voltage	Volt	12	
Vacuum power	air Watts	653	
Frequency	Hz	50/60	
Max. air flow rate	m <sup>3</sup> /h	195	
Maximum vacuum	mbar	313	
Filter cartridge surface	cm <sup>2</sup>	6.500	
Filter cartridge material		polyester	
Enclosure capacity	litres	13	
Remote panel compatibility		optional	
Max recommended distance of the furthest socket	m	40	
Max. recommended number of sockets	no.	8	
Recommended surface	m <sup>2</sup>	50 - 200	
Maximum surface	m <sup>2</sup>	250	
		With built-in enclosure	With wall enclosure
Height <sup>2</sup>	cm	92	85
Width <sup>2</sup>	cm	58	52
Depth <sup>2</sup>	cm	23	23,5
Noise	db	58	58
Electric degree of protection <sup>1</sup>	IP	IP55	IP55
Weight <sup>2</sup>	Kg	16	14

<sup>1</sup> IP55 with channelled air exhaust / IP45 with air exhaust from the door.

<sup>2</sup> Measurements including the central power unit box.

\*Patent Pending N°. M02007A000077



Technology that simply evolves...



Example installation built-in QB



Built-in QB application



QB wall enclosure application

# STUDIO LINE

## Studio Line Technical Chart

Model		S80	S100	S150	S250
Power supply	Volt	230	230	230	230
Motor power	W	1.260	1.260	1.280	1.430
Motor rpm	rpm	43.507	43.507	24.560	23.200
Soft Start starting		NO	NO	NO	NO
Turbine stages	n°.	1	1	2	3
Socket power supply	Volt	12	12	12	12
Vacuum power	air watts	504	504	360	420
Max. Air flow rate	m <sup>3</sup> /h	211	211	190	170
Max. vacuum	mbar	280	280	250	315
Filter cartridge surface	cm <sup>2</sup>	4.000	8.000	8.000	8.000
Filter cartridge material		polyester	polyester	polyester	polyester
Dust container capacity	litres	15	15	23	23
Noise	dB	65	65	64	64
Dynamic Control Display compatibility code CMT800	Optional	yes	yes	yes	yes
Remote Panel Kit compatibility code CM889 or CM8890	Optional	yes	yes	yes	yes
Height	cm	58	90	103	103
Diameter	cm	28	28	32	32
Weight	kg	13	16	18	18
Recommended number of sockets	n°.	6	8	10	15
Recommended surface	m <sup>2</sup>	200	300	350	500



technology and simplicity...

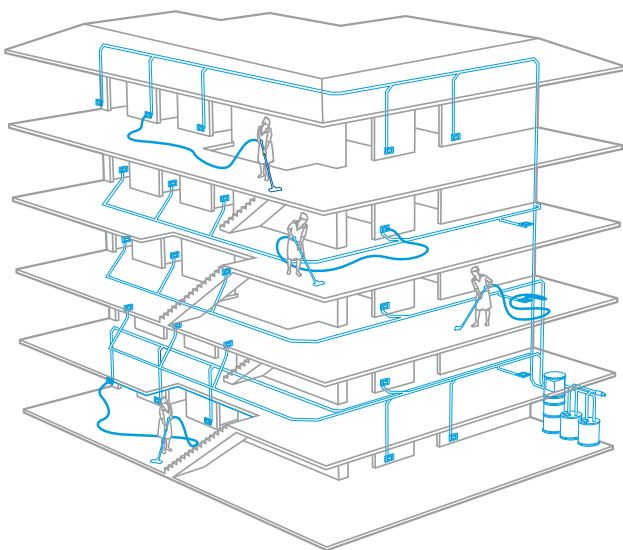

# C500

classic simplicity



## C500 Technical Chart

Model		C500
Power supply	Volt	230
Motor power	W	2.300
Motor rpm	rpm	43.940
Soft Start starting		YES
Turbine stages	n°.	1
Socket power supply	Volt	12
Vacuum power	air watts	1.010
Max. Air flow rate	m <sup>3</sup> /h	420
Max. vacuum	mbar	260
Filter cartridge surface	cm <sup>2</sup>	12.000
Filter cartridge material		polyester
Dust container capacity	litres	23
Noise	dB	65
Dynamic Control Display compatibility code CMT800	Optional	yes
Remote Panel Kit compatibility code CM889 or CM8890	Optional	yes
Height	cm	106
Diameter	cm	32
Weight	kg	22
Recommended number of sockets	n°.	29
Recommended surface	m <sup>2</sup>	850



Three-phase central power units technical charts





## Perfetto line: intelligent technology

### Perfetto line: the vacuum modules technical chart

<i>Perfetto vacuum modules</i>		<i>Vacuum modules with automatic vacuum adjustment</i>					<i>Vacuum modules with manual vacuum adjustment</i>			
Code		CI406	CI416	CI426	CI436	CI446	CI411	CI421	CI431	CI441
Model		M20ES	T20ES	T30ES	T40ES	T60ES	TR10S	TR20S	TR30S	TR40S
<b>Technical features</b>										
Simultaneous users	no.	2	2	3	4	6	1	2	3	4
Power supply	V	230	380	380	380	380	380	380	380	380
Motor power	W	2.600	2.600	4.600	6.300	8.700	2.200	4.000	5.500	7.500
Motor rpm	rpm	3.500	3.500	3.500	3.500	3.500	2.900	2.900	2.900	2.900
Soft Start starting		YES	YES	YES	YES	YES	NO	NO	NO	NO
Inverter		YES	YES	YES	YES	YES	NO	NO	NO	NO
System vacuum adjustment		AUT.	AUT.	AUT.	AUT.	AUT.	MAN.	MAN.	MAN.	MAN.
Socket power supply voltage	volt	12	12	12	12	12	12	12	12	12
Air flow rate	m <sup>3</sup> /h	360	360	650	810	950	300	540	670	780
Vacuum	mbar	392	392	441	490	490	392	441	441	490
Height (H)	cm	78	78	95	95	95	78	95	95	95
Diameter (Ø)	cm	52	52	66	66	66	52	66	66	66
Earth	kg	48	48	73	86	95	46	71	85	93
Serial Dynamic Control Display		YES	YES	YES	YES	YES	YES	YES	YES	YES
Noise	dB	<70	<70	<70	<73	<74	<70	<70	<70	<70
Air inlet/outlet diameter	mm	63/63	63/63	80/80	100/100	100/100	63/63	80/80	100/100	100/100

## Perfetto line: the separators technical chart

### Perfetto Dust Separators

Code		CI090	CI150	CI090A	CI150A
Model		LT 90/B	LT 150/B	LT 90/B-AP	LT 150/B-AP
<b>Technical features</b>					
Automatic filter cleaning system power supply	V	NO	NO	230	230
Filter cartridge surface	cm <sup>2</sup>	50.000	73.000	50.000	73.000
Filter cartridge material		polyester	polyester	polyester	polyester
Dust container capacity	litres	90	150	90	150
Automatic filter cleaning system operating pressure	mbar	NO	NO	3,8	3,8
Automatic filter cleaning system tank capacity	litres	NO	NO	9	9
Dimensions (LxDxH)	cm	58x85x175	58x85x175	58x85x175	58x85x175
Earth	kg	70	96	88	110
Noise	dB	<70	<70	<70	<70
Suction outlet height	cm	150	150	150	150
Suction inlet height	cm	87	87	87	87
Air inlet/outlet diameter	mm	80/80*	100/100*	80/80*	100/100*

\* The air exhaust and inlet openings are reversible (right or left)

*practicality, simplicity of use, energy savings, reduced maintenance costs....*

## Central power units Tertiary sector

The three-phase Perfetto line is the solution for solution for cleaning complex structures (hotels, health facilities, service flats, retirement facilities, etc.) for which Aertecnica technology and innovation create new highly professional instruments, which always guarantee optimal efficiency and quicker and more flexible cleaning.

## Kompatta KT line technical chart

Code	CIKT10	CIKT10A	CIKT20	CIKT20A	CIKT20M	CIKT20MA	CIKT30	CIKT30A
No. of operators at the same time	1	1	2	2	2	2	3	3
Self-cleaning	NO	YES	NO	YES	NO	YES	NO	YES
Power supply (V)	380	380	380	380	230	230	380	380
Motor power (W)	2.200	2.200	2.600	2.600	2.600	2.600	4.600	4.600
Motor rpm	2.900	2.900	3.500	3.500	3.500	3.500	3.500	3.500
Socket power supply voltage (V)	12	12	12	12	12	12	12	12
Air flow rate(m <sup>3</sup> /h)	300	300	360	360	360	360	650	650
Max. vacuum (mbar)	392	392	392	392	392	392	491	491
Dimensions (LxDxH)	92x76x196	92x76x196	92x76x196	92x76x196	92x76x196	92x76x196	92x76x196	92x76x196
Mass (kg)	132	150	132	150	132	150	152	170
Diameter (D) (cm)	56	56	56	56	56	56	56	56
Noise (dB)	<70	<70	<70	<70	<70	<70	<70	<70
Filter cartridge surface (cm <sup>2</sup> )	50.000	50.000	50.000	50.000	50.000	50.000	50.000	50.000
Filter cartridge material	POLYESTER	POLYESTER	POLYESTER	POLYESTER	POLYESTER	POLYESTER	POLYESTER	POLYESTER
Container capacity (L)	150	150	150	150	150	150	150	150
Air inlet/outlet diameter (mm)	80/80	80/80	80/80	80/80	80/80	80/80	80/80	80/80

\* The air exhaust and inlet openings are reversible (right or left)

This catalogue is printed on woodfree glossy paper, neutrally, without the use of acids. The paper is FSC certified by the international Soil Association Woodmark.

The FSC logo identifies products made from wood from responsibly managed woodlands, which comply with the Forest Stewardship Council principles and criteria.





Space for Aertecnica's Distributor Stamp

